

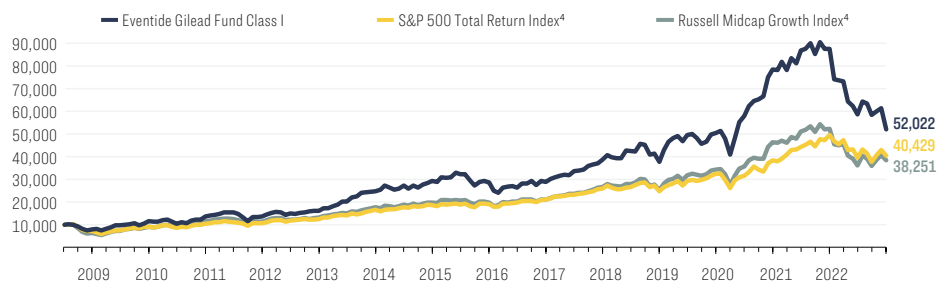
Gilead Fund Fact Sheet

December 31, 2022

Class I: ETILX | Class A: ETAGX | Class C: ETCGX | Class N: ETGLX

The **Eventide Gilead Fund** is a diversified mutual fund that seeks to provide long-term capital appreciation. The Fund primarily invests in equity securities of companies that we believe demonstrate values and business practices that are ethical, sustainable, and provide an attractive investment opportunity. The Fund also seeks securities that have significant near-term appreciation potential.

Growth of \$10,000^{2,3} 8 Jul 2008–31 Dec 2022



TOP HOLDINGS¹

- Mettler Toledo (4.95%)** Weighing and analytical instruments and services
- Old Dominion Freight Line (3.28%)** Inter-regional and multi-regional motor carrier
- Waste Connections Inc (3.26%)** Differentiated waste services firm with servant leadership culture
- Trane Technologies (3.15%)** HVAC systems for efficiency and reduced greenhouse emissions
- Doximity Inc (3.15%)** Productivity platform for medical professionals
- Roper Technologies Inc (3.03%)** Software, water metering technologies, and medical products
- IDEXX Laboratories Inc (2.99%)** Diagnostics for veterinary and water testing applications
- ZoomInfo Technologies Inc (2.87%)** Provides marketing solutions to customers worldwide
- Flywire Corp (2.83%)** Global payments enablement software for education and healthcare
- dLocal Ltd (2.74%)** Payment solutions platform serving customers worldwide

Trailing Returns³ (%) 31 Dec 2022

	YTD	3-mos	1-year	3-year ⁵	5-year ⁵	10-year ⁵	Since Inception ⁵	Inception Date ⁵
<i>Eventide Gilead Fund</i>								
Class I	-33.92	-1.00	-33.92	4.67	8.47	13.62	13.23	02/02/2010
Class A without load	-34.08	-1.06	-34.08	4.43	8.21	13.35	14.20	10/28/2009
Class A with 5.75% load	-37.87	-6.74	-37.87	2.39	6.94	12.68	13.69	10/28/2009
Class C	-34.57	-1.24	-34.57	3.62	7.39	12.48	13.33	10/28/2009
Class N	-34.05	-1.03	-34.05	4.46	8.25	13.39	12.67	07/08/2008
<i>Benchmarks</i>								
S&P 500 Total Return Index ⁴	-18.11	7.56	-18.11	7.66	9.42	12.56	10.13	07/08/2008
Russell Midcap Growth Index ⁴	-26.72	6.90	-26.72	3.85	7.64	11.41	9.71	07/08/2008

Annual Returns^{2,3} (%) 2013–2022

	2013	2014	2015	2016	2017	2018	2019	2020	2021	2022
Eventide Gilead Fund I	53.25	18.08	-1.94	1.12	33.09	-2.33	34.10	55.42	11.64	-33.92
S&P 500 Total Return Index ⁴	32.39	13.69	1.38	11.96	21.83	-4.38	31.49	18.40	28.71	-18.11
Russell Midcap Growth Index ⁴	35.74	11.90	-0.20	7.33	25.27	-4.75	35.47	35.59	12.73	-26.72

Performance is historical and does not guarantee future results. Investment return and principal value will fluctuate with changing market conditions so that when redeemed, shares may be worth more or less than their original cost. Current performance may be lower or higher than the data quoted. Investors cannot directly invest in an index, and unmanaged index returns do not reflect any fees, expenses, or sales charges. The volatility of an index may be materially different than that of the Fund, and investors should not expect the Fund to achieve the same results as a listed index. Performance data current to the most recent month-end may be obtained by calling 1-877-771-EVEN (3836).

1. Does not include cash/money market funds/equivalents. Based on percentage of net assets. Holdings can change at any time, are subject to risks discussed in the Fund's prospectus, and should not be considered investment advice.

2. Compares the Eventide Gilead Fund Class I's performance to index performance over the periods shown. Performance will differ for other fund classes, based upon fees and commissions. Prior to Q4 2020, Class N shares were displayed. Performance since inception to 02/01/2010 is an estimate based on the Fund's Class N shares, adjusted for fees. Beginning on 02/02/2010, the Fund's Class I share performance is used. The Growth of \$10,000 chart uses the Fund's Class N inception date of 07/08/2008 for the indices.

3. The returns shown do not reflect the deduction of taxes that a shareholder would pay on fund distributions or on the redemption of fund shares. Because of ongoing market volatility, fund performance may be subject to substantial short-term changes.

4. The S&P 500 is an index created by Standard & Poor's of American stocks with the largest market capitalization. The Russell Midcap Growth Index measures the performance of the U.S. equity mid-cap growth segment.

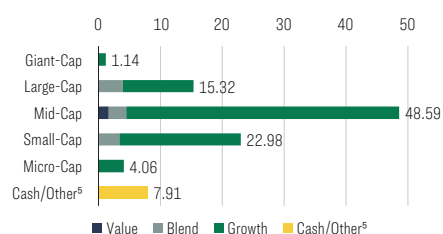
5. Performance figures for periods greater than 1 year are annualized. The indices use an inception date of 07/08/2008.

OVERVIEW

Fund Class	Nasdaq	Maximum Sales Charge	Management Fees	Other Expenses ¹	12b-1 Fees	Total Expenses	Inception Date
Class I	ETILX	None	0.95%	0.16%	0.00%	1.11%	02/02/2010
Class A	ETAGX	Front-End ² : 5.75%	0.95%	0.16%	0.25%	1.36%	10/28/2009
Class C	ETCGX	None ²	0.95%	0.16%	1.00%	2.11%	10/28/2009
Class N	ETGLX	None	0.95%	0.16%	0.20%	1.31%	07/08/2008

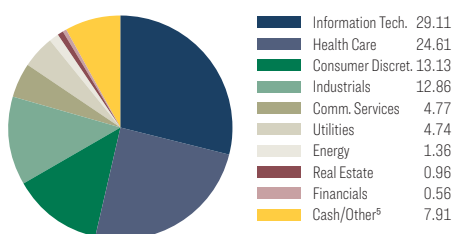
Minimum Investment: \$100,000 (Class I³), \$1,000 or \$100 with Automatic Investment Plan (Class A, C, N)
 Net Assets: \$3.26 billion

Portfolio Composition⁴ (%) 31 Dec 2022



Equity market capitalization: \$25.2B average, \$9.8B median
 Number of holdings: 63
 Annual turnover range⁶: 19%–35% (2020–2022)

Sector Allocation⁷ (%) 31 Dec 2022



Market Risk⁸

	Std. Dev.	Beta	Alpha (%)	R-Squared (%)
	3-year Inception ⁹	3-year Inception ⁹	3-year Inception ⁹	3-year Inception ⁹
Eventide Gilead I	25.60	1.02	-1.98	70.80
S&P 500 Total Return Index	19.11	1.00	0.78	65.61
Russell Midcap Growth Index	21.16	1.00	—	100.00
	14.45	1.08	-3.48	84.53
	16.83	1.08	-1.77	85.69

1. Refer to the Fund's SAI for definition of Other Expenses.
2. Class A and Class C are also subject to a maximum deferred sales charge of 1.00%. This and other expenses that apply to a continued investment in the Fund are described in the Fund's prospectus.
3. Effective 06/01/2022, Class I shares purchased directly from the Funds are not subject to the minimum initial or subsequent investment requirements.
4. Market cap definitions are based on those used by Morningstar, where Giant-Cap are those companies that account for the top 40% of capitalization, Large-Cap is the next 30%, Mid-Cap is the next 20%, Small-Cap is the next 7%, and Micro-Cap is the last 3%. Eventide applies Morningstar's U.S. style zone to evaluate securities. Value is defined as having a current earnings yield greater than 10%. Growth is defined as having a current earnings yield less than 5%. Blend is defined as a current earnings yield between 5% and 10%.
5. Includes cash, cash equivalents, money market funds, impact bonds and options. Impact bonds fund business models that strive to have significant social or environmental effects.
6. The range shows the highest and lowest turnover ratio reported in the Annual Report during the last three fiscal years, ending 06/30/2022. Portfolio turnover is the percentage of the portfolio that was bought or sold (lesser) during a fiscal year. A higher portfolio turnover may indicate higher transaction costs for the Fund, and may result in higher taxes for investors.
7. The Fund may not invest 25% or more, except by appreciation, of its total assets in a particular industry or group of industries. A sector is normally composed of many industry groups. Allocation percentages are subject to change at any time, and should not be considered investment advice.

8. Source: © Morningstar, Inc. (2023). All rights reserved. The information contained herein: (1) is proprietary to Morningstar and/or its content providers; (2) may not be copied or distributed; and (3) is not warranted to be accurate, complete or timely. Neither Morningstar nor its content providers are responsible for any damages or losses arising from any use of this information. The performance and risk factor comparisons are against the S&P 500 Total Return Index. Prior to Q4 2020, Class N shares were displayed. Alpha is a measure of performance on a risk-adjusted basis. It takes the volatility (price risk) of a fund and compares its risk-adjusted performance to the Index. Any excess return of a fund relative to the return of the Index is a fund's alpha. Beta is a measure of the volatility of a fund relative to the Index. A beta greater than 1 is more volatile than the Index. R-Squared is a measure of how a fund's performance correlates with the Index's performance and it can help assess how likely it is that beta is statistically significant. Standard Deviation of return measures the amount of variation in historical performance from period to period.
9. Annualized since inception figures use an inception date of 03/01/2010 and not the actual inception date of 02/02/2010 as only full month data is used in Market Risk calculations.

Mutual funds involve risk including the possible loss of principal. Past performance does not guarantee future results. The Fund's ethical values screening criteria could cause it to under-perform similar funds that do not have such screening criteria. The Fund can invest in smaller-sized companies which may experience higher failure rates than larger companies and normally have a lower trading volume than larger companies. The Fund can have risk associated with the biotechnology and pharmaceutical industry in which these companies may be heavily dependent on clinical trials with uncertain outcomes and decisions made by the U.S. Food and Drug Administration. Companies in the technology industries have different risks including but not limited to products

becoming obsolete, and entrance of competing products. Companies in the Industrial Sector carry various risks including, but not limited to, risk related to debt loads, intense competition, and sensitivity to economic cycles. The Fund can have risk related to option investing. There are special risks associated with investments in foreign companies including exposure to currency fluctuations, less efficient trading markets, political instability and differing auditing and legal standards. The Fund can invest in private companies. Private investments include various risks including but not limited to lack of liquidity, capital commitment risk, and valuation risk. Private companies may not be financially profitable and have uncertain futures, subjecting them to additional risks.



MANAGERS

Finny Kuruvilla, MD, PhD, serves as co-CIO for Eventide and Senior Portfolio Manager for the Eventide Gilead Fund and the Eventide Healthcare & Life Sciences Fund. He has a unique background in healthcare, statistics, and investing. He holds an MD from Harvard Medical School, a PhD in Chemistry and Chemical Biology from Harvard University, a master's degree in Electrical Engineering and Computer Science from MIT, and a bachelor's degree from Caltech in Chemistry. He completed his residency and fellowship at the Brigham & Women's Hospital and Children's Hospital Boston where he cared for adult and pediatric patients suffering from a variety of hematologic, oncologic, and autoimmune disorders. Subsequently, he was a research fellow at MIT where he designed and implemented statistical algorithms involving logistic regression and pseudo-Bayesian expectation maximization.



Anant Goel serves as a Portfolio Manager for the Eventide Exponential Technologies Fund, the Eventide Gilead Fund, and the Eventide Large Cap Focus Fund, and Senior Research Analyst on other Eventide funds. He has a diverse background having grown up and lived in India, Hong Kong, UK, USA and China, which combined with his academic and professional interests, allow him to incorporate a diverse set of perspectives in his investment decision process. He has served as a Research Analyst at Eventide since 2016, leading its technology focused research. In 2015, during his MBA program, Mr. Goel worked at Adage Capital Management, a long/short hedge fund. From 2011–2014, he served as an Analyst for NewQuest Capital Partners, a Private Equity firm in Hong Kong. Mr. Goel holds an MBA from the MIT Sloan School of Management where he was selected as a Teaching Assistant (TA) for finance courses for both Executive MBA and MBA students. He also holds a Bachelors of Science (HONS) from the University of Warwick, UK in Economics.

Eventide Asset Management, LLC
 One International Place, Suite 4210
 Boston, MA 02110
 877-771-EVEN (3836)
WWW.EVENTIDEFUNDS.COM

This information is for use with concurrent or prior delivery of a fund prospectus, which can be obtained at <https://www.eventidefunds.com/prospectus> or by calling 1-877-771-EVEN (3836). Investors should consider a fund's investment objectives, risks, charges and expenses carefully before investing or sending money. Eventide Mutual Funds are distributed by Northern Lights Distributors, LLC, Member FINRA/SIPC, which is not affiliated with Eventide Asset Management, LLC.